

▶ **Two-Conductor Shielded Cables Aluminum Foil Shield (MR202-AT Series)**



Product Image

Product Name

Two-Conductor Shielded Cables Aluminum Foil Shield

Model Number

MR202-AT Series

A practical, 100% foil shielded multichannel audio snake cable for general purpose studio applications. Each individually isolated channel consists of 2 twisted conductors under an easy-to-strip PVC jacket extruded over a foil shield and drain wire. The color striped PVC channel jacket alleviates the need to use costly shrink tubing. Surprisingly flexible, this multichannel cable is perfect for control room layout and interfacing between equipment racks, audio patchbays, mixers and tape decks.

- Microphones.
- Audio Rack Wiring.
- Recording Suites.
- Post Production.
- Foil Shield with Drain Wire.
- Variety Channels.

MECHANICAL SPECIFICATIONS							
Model	Std. Lng. ft. (m)	No. of Channels (Pairs)	No. of Cond. (2 Per Channel)	Wt Std. Lng. lbs (kgs)	Nom. O.D. in.	PVC Jacket Nom. Thick. in. (mm)	Brittle Point F° (C°)
MR202-2AT		2	4	12 (5)	.264 (6.7)	.032 (0.8)	
MR202-4AT		4	8	17 (8)	.299 (7.6)	.032 (0.8)	
MR202-8AT	328 (100)	8	16	35 (16)	.433 (11.0)	.039 (1.0)	
MR202-12AT	656 (200)	12	24	46 (21)	.500 (12.7)	.047 (1.2)	-4 (-20)
MR202-16AT		16	32	57 (26)	.551 (14.0)	.047 (1.2)	
MR202-24AT		24	48	86 (39)	.685 (17.4)	.051 (1.3)	
MR202-32AT		32	64	88 (40)	.752 (19.1)	.059 (1.5)	

(contd.) MECHANICAL SPECIFICATIONS						
Model	Channel O.D. in. (mm)	Channel Jacket Nom. Thick. mil	Insul. Type* Thick mil	Cond-AWG (Qty./mil) Cross Sec. Area mil. ²	Pitch of Pairs in. (mm)	Shield Coverage
MR202-AT Series	.106 (2.7)	11.8	IPE 9.1	AC - #25 (7/7.09) 279	<.99 (<25)	100% Alum. Tape Drain Wire #25 AWG

*Dielectric Strength = 500V AC/1min. Insulation Resistance/3Mft = >1000M ohm.

**Effective AWG of combined twin conductors.

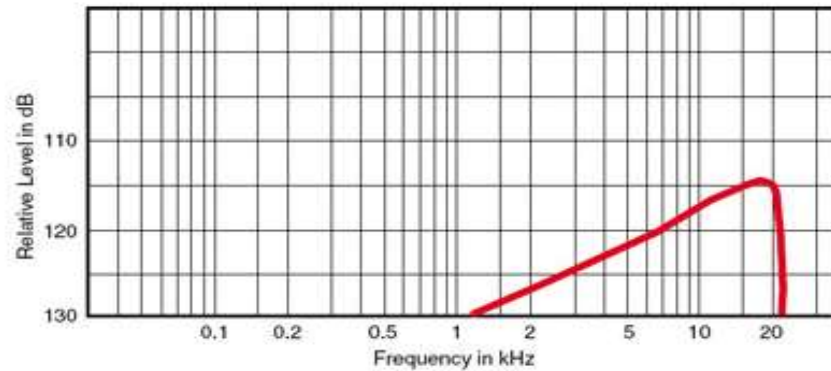
ELECTRICAL PERFORMANCE								
Model	Cond. D.C.R. ohm/1000ft (ohm/100m)	Shield D.C.R. ohm/1000ft (ohm/100m)	Nom. Cap. *** pF/m	Nom. Cap. † pF/m	Nom. Imp. ohm	Nom. Atten. V/1000ft (V/100m)	Group Delay Time nS/ft (nS/m)	X-Talk Input 3.31V mV/1000ft (mV/100m)
MR202-AT Series	<32.5 (<10.7)	-	76	142	-	-	-	-

***Capacitance between conductors.

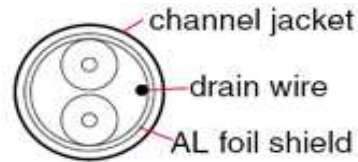
†Capacitance between conductors to shield.

COLORS AVAILABLE										
Model	Black	Blue	Brown	Gray	Green	Orange	Purple	Red	White	Yellow
MR202-AT Series	[+]	--	--	--	--	--	--	--	--	--

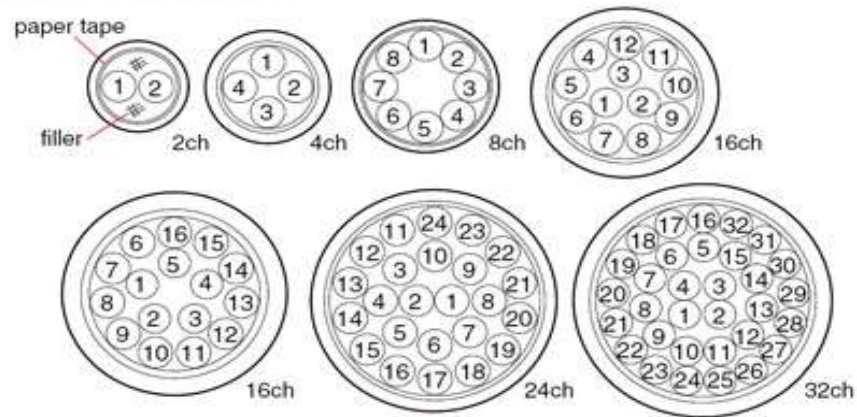
[+]=Standard Color, [o]=Available Color, "--"=n/a



MR202-24AT Crosstalk



**Cross Section
Individual Channel**



MR202-AT Cross Section Multichannel Bundle

Channel Color Code												
Ch. No.	1	2	3	4	5	6	7	8	9	10	11	12
Insulator Color*	BRN	RED	ORN	YEL	GRN	BLU	PPL	GRY	WHT	BLK	BRN	RED
Spiral Markers	BRN	RED	ORN	YEL	GRN	BLU	PPL	GRY	WHT	BLK	~	RED
Inner Jacket	BLK										BRN	

Channel Color Code												
Ch. No.	13	14	15	16	17	18	19	20	21	22	23	24
Insulator Color*	ORN	YEL	GRN	BLU	PPL	GRY	WHT	BLK	BRN	RED	ORN	YEL
Spiral Markers	ORN	YEL	GRN	BLU	PPL	GRY	WHT	BLK	BRN	~	ORN	YEL
Inner Jacket				BRN						RED		

Channel Color Code								
Ch. No.	25	26	27	28	29	30	31	32
Insulator Color*	GRN	BLU	PPL	GRY	WHT	BLK	BRN	RED
Spiral Markers	GRN	BLU	PPL	GRY	WHT	BLK	BRN	RED
Inner Jacket			RED				ORN	

*Insulator in the unit: one is same color as Spiral Marker and other is clear.